


R1



HE5



HE3W



D5



TMB3TVW



HM40



Spike shoes


VW1

**TARGET**  
AUDIO furniture


## Product Catalogue



LR5



FS60



VR5



TM MODULAR



# HI-FI Rack Furniture

Welded construction

Target Colour

PIANO  
BLACK

The HE and VR Series Furniture is designed incorporating fresh new styling whilst accommodating the requirements of HI-FI and A.V. enthusiasts. The HE, AER and Beta Series feature 490mm shelving allowing wider equipment to be accommodated within their elegantly styled frameworks. Aesthetics are greatly improved with the use of tastefully chosen colours and textures. Design and build quality of these racks helps equipment perform to the highest levels.

## The HE Series



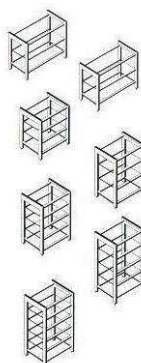
MODEL	OVERALL DIMENSIONS (excluding spikes or castors)	SHELF SIZE	SHELF SPACE	WEIGHT LOAD per shelf / rack total	
<b>HE 3W/210*</b>	H 545mm x W 965mm x D 555mm	W 900mm x D 450mm	210mm	60kgs	100kgs
<b>HE 4/220</b>	H 850mm x W 560mm x D 465mm	W 490mm x D 355mm	220mm	40kgs	100kgs
<b>HE 5</b>	H 850mm x W 560mm x D 465mm	W 490mm x D 355mm	165mm	40kgs	100kgs
<b>HE 5/200</b>	H 1045mm x W 560mm x D 465mm	W 490mm x D 355mm	200mm	40kgs	100kgs
<b>HE 6</b>	H 1045mm x W 560mm x D 465mm	W 490mm x D 355mm	165mm	40kgs	100kgs

Available with tinted safety glass or black ash shelving and supplied with floor spikes and shelf isolation pads.

\*The HE3 W/210 only available with tinted safety glass shelving. Fitted with castors as standard/floor spikes optional.

HE Series available in Piano Black, Matt Black or plum finish as standard. Other colours available as options.

## The VR Series



MODEL	OVERALL DIMENSIONS (excluding spikes or castors)	SHELF SIZE	SHELF SPACE	WEIGHT LOAD per shelf / rack total	
<b>VR 3W/660*</b>	H 500mm x W 730mm x D 425mm	W 660mm x D 355mm	200mm	50kgs	85kgs
<b>VR 3W/750*</b>	H 500mm x W 820mm x D 425mm	W 750mm x D 355mm	200mm	50kgs	85kgs
<b>VR 4</b>	H 600mm x W 530mm x D 425mm	W 465mm x D 355mm	155mm	40kgs	100kgs
<b>VR 4M</b>	H 600mm x W 420mm x D 425mm	W 355mm x D 355mm	155mm	40kgs	100kgs
<b>VR 4/210</b>	H 780mm x W 530mm x D 425mm	W 465mm x D 355mm	210mm	40kgs	100kgs
<b>VR 5</b>	H 780mm x W 530mm x D 425mm	W 465mm x D 355mm	155mm	40kgs	100kgs
<b>VR 5M</b>	H 780mm x W 420mm x D 425mm	W 355mm x D 355mm	155mm	40kgs	100kgs
<b>VR 5/200</b>	H 960mm x W 530mm x D 425mm	W 465mm x D 355mm	200mm	40kgs	100kgs
<b>VR 6</b>	H 960mm x W 530mm x D 425mm	W 465mm x D 355mm	155mm	40kgs	100kgs

Available with tinted safety glass or black ash shelving and supplied with floor spikes and shelf isolation pads.

\*VRW models only available with glass shelving & castors as standard.

VR Series available in Piano Black or Matt Black finish as standard. Other colours available as extra cost options.

## The VW and VF Series

### VW 1/Pro



Simply the best cd/turntable wall mount available

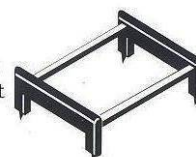
### VW 2

Suitable for wall mounting stacked separates and midi systems



### VF 1/Pro

Floor mountings for amplifiers and single pieces of equipment



MODEL	OVERALL DIMENSIONS (excluding spikes or castors)	SHELF SIZE	SHELF SPACE	WEIGHT LOAD per shelf / rack total	
<b>VW 1</b>	W 540mm x D 495mm	W 465mm x D 355mm	-	40kgs**	-
<b>VW 1 Pro</b>	W 562mm x D 560mm	W 492mm x D 408mm	-	40kgs**	-
<b>VW 2</b>	H 400mm x W 540mm x D 495mm	W 465mm x D 355mm	305mm	-	50kgs**
<b>VF 1</b>	H 95mm x W 530mm x D 425mm	W 465mm x D 355mm	-	50kgs	-
<b>VF 1 Pro</b>	H 95mm x W 552mm x D 480mm	W 492mm x D 408mm	-	50kgs	-

Available with tinted safety glass or black ash shelving.

All models available in Matt Black finish as standard. Other colours available as an extra cost option.

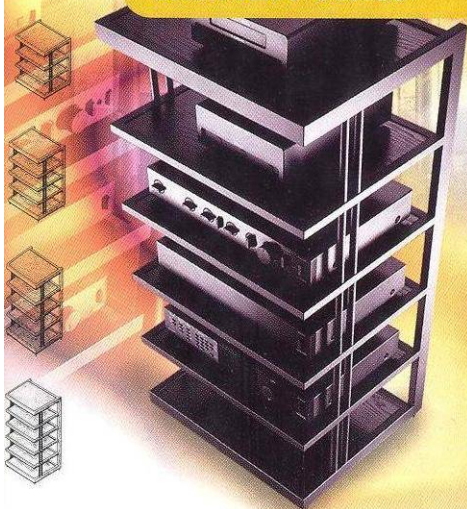
\*\*If shelf is mounted into a solid wall



## Colours and Textures Range



### The **AER** Series



MODEL	OVERALL DIMENSIONS (excluding spikes or castors)	SHELF SIZE	SHELF SPACE	WEIGHT LOADING per shelf / rack total	
<b>AER 4</b>	H 605mm x W 535mm x D 435mm	W 490mm x D 355mm	165mm	40kgs	100kgs
<b>AER 5</b>	H 790mm x W 535mm x D 435mm	W 490mm x D 355mm	165mm	40 kgs	100kgs
<b>AER 5/200</b>	H 975mm x W 535mm x D 435mm	W 490mm x D 355mm	200mm	40kgs	100kgs
<b>AER 6</b>	H 975mm x W 535mm x D 435mm	W 490mm x D 355mm	165mm	40kgs	100kgs

Available with tinted safety glass or black ash shelving and supplied with floor spikes and shelf isolation pads.

AER Series Available in Matt Black finish as standard.  
Other colours available as extra cost options.

### The **Beta** Series



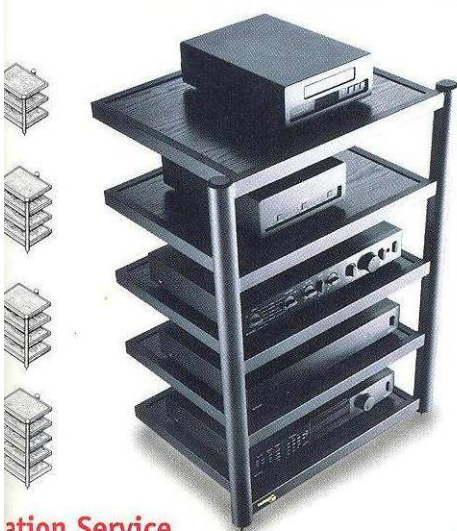
MODEL	OVERALL DIMENSIONS (excluding spikes or castors)	SHELF SIZE	SHELF SPACE	WEIGHT LOADING per shelf / rack total	
<b>B 2</b>	H 455mm x W 590mm x D 425mm	W 490mm x D 355mm	380mm	40kgs	100kgs
<b>B 3</b>	H 430mm x W 590mm x D 425mm	W 490mm x D 355mm	155mm	40kgs	100kgs
<b>B 3W</b>	H 430mm x W 780mm x D 425mm	W 660mm x D 355mm	155mm	50kgs	85kgs
<b>B 4</b>	H 620mm x W 590mm x D 425mm	W 490mm x D 355mm	155mm	40kgs	100kgs
<b>B 4/200</b>	H 810mm x W 590mm x D 425mm	W 490mm x D 355mm	200mm	40kgs	100kgs
<b>B 5</b>	H 810mm x W 590mm x D 425mm	W 490mm x D 355mm	155mm	40kgs	100kgs
<b>B 5/200</b>	H 995mm x W 590mm x D 425mm	W 490mm x D 355mm	200mm	40kgs	100kgs
<b>B 6</b>	H 995mm x W 590mm x D 425mm	W 490mm x D 355mm	155mm	40kgs	100kgs

Available with tinted safety glass or black ash shelving and supplied with floor spikes and shelf isolation pads.

\*The B3 W only available with tinted safety glass shelving & castors as standard.

BETA Series Available in Matt Black finish as standard.  
Other colours available as an extra cost option.

### The **Delta** Series



MODEL	OVERALL DIMENSIONS (excluding spikes or castors)	SHELF SIZE	SHELF SPACE	WEIGHT LOADING per shelf / rack total	
<b>D3</b>	H 620mm x W 610mm x D 490mm	W 465mm x D 400mm	250mm	40kgs	100kgs
<b>D4</b>	H 620mm x W 610mm x D 490mm	W 465mm x D 400mm	155mm	40kgs	100kgs
<b>D4/200</b>	H 810mm x W 610mm x D 490mm	W 465mm x D 400mm	200mm	40kgs	100kgs
<b>D5</b>	H 810mm x W 610mm x D 490mm	W 465mm x D 400mm	155mm	40kgs	100kgs

Available with tinted safety glass or black ash shelving and supplied with floor spikes and shelf isolation pads.

DELTA Series Available in Matt Black finish as standard.  
Other colours available as an extra cost option.

**TARGET**  
AUDIO FURNITURE



# HI-FI Rack Furniture Self Assembly

The LR range is designed as an adjustable shelving system that bolts neatly into beautifully styled upright pillars to form an extremely strong and rigid structure. Tinted glass shelves are standard, each being isolated with pads to dampen out any unwanted vibrations. The pillars are fitted with floor spikes to retain minimal but solid contact to the floor. The beauty of this design is the class leading 40mm intervals at which the shelving can be set, allowing for different sized components. Also additional shelves can be added at any time to increase the number of components a customer may require to fit in the rack.

## STANDARD LR SERIES

These models are fitted with glass shelves as standard

MODEL	OVERALL DIMENSIONS (excluding spikes or castors)	USABLE SHELF SIZE	NO. of SHELVES	WEIGHT LOADING per shelf / rack total	
<b>LR W 3</b>	H 485mm x W 965mm x D 455mm	W 900mm x D 450mm	3	50kgs	85kgs
<b>LR W 4</b>	H 645mm x W 965mm x D 455mm	W 900mm x D 450mm	4	50kgs	85kgs
<b>LR 4</b>	H 805mm x W 530mm x D 360mm	W 465mm x D 355mm	4	30kgs	70kgs
<b>LR M 4</b>	H 805mm x W 420mm x D 360mm	W 355mm x D 355mm	4	30kgs	70kgs
<b>LR 5</b>	H 885mm x W 530mm x D 360mm	W 465mm x D 355mm	5	30kgs	70kgs
<b>LR M 5</b>	H 885mm x W 420mm x D 360mm	W 355mm x D 355mm	5	30kgs	70kgs
<b>LR 5 T</b>	H 1045mm x W 530mm x D 360mm	W 465mm x D 355mm	5	30kgs	70kgs
<b>LR 6 T</b>	H 1045mm x W 530mm x D 360mm	W 465mm x D 355mm	6	30kgs	70kgs

Additional shelves can be added with LRWA, LRA or LRMA packs.

Available in Matt black, Piano Black or Plum as standard.  
Other colours available as an extra cost option.

ALL MODELS  
HAVE SHELF  
SPACINGS SET AT  
CLASS LEADING  
40MM INTERVALS



LRM4



LRW3



LR5



LR4

## LR X SERIES

The shelves are recessed into the frames for even greater rigidity and performance. The products can be supplied with glass or black ash shelving.

MODEL	OVERALL DIMENSIONS (excluding spikes or castors)	USABLE SHELF SIZE	NO. of SHELVES	WEIGHT LOADING per shelf / rack total	
<b>LRX 4</b>	H 805mm x W 575mm x D 405mm	W 507mm x D 397mm	4	35kgs	85kgs
<b>LRX 5</b>	H 885mm x W 575mm x D 405mm	W 507mm x D 397mm	5	35kgs	85kgs
<b>LRXT 5</b>	H 1045mm x W 575mm x D 405mm	W 507mm x D 397mm	5	35kgs	85kgs
<b>LRXT 6</b>	H 1045mm x W 575mm x D 405mm	W 507mm x D 397mm	6	35kgs	85kgs

Additional shelves can be added with LRXA packs.

Available in Matt black, Piano Black or Plum as standard.  
Other colours available as an extra cost option.



LRX model with  
recessed shelving


## LRX Pro SERIES

DESIGNED FOR LARGER COMPONENTS the LRX Pro Series combines the benefits of the LRX series and larger shelf size.

MODEL	OVERALL DIMENSIONS (excluding spikes or castors)	USABLE SHELF SIZE	NO. of SHELVES	WEIGHT LOADING per shelf / rack total	
<b>LRX P4</b>	H 1045mm x W 594mm x D 455mm	W 530mm x D 450mm	4	40kgs	100kgs
<b>LRX P5</b>	H 1045mm x W 594mm x D 455mm	W 530mm x D 450mm	5	40kgs	100kgs

Additional shelves can be added with LRX ProA packs for both models.

Available in Matt black, Piano Black or Plum finish as standard.  
Other colours available as an extra cost option.



LRA Shelf  
Accessory Pack



# Speaker Stand Furniture

If you are looking for speaker stands that perform to the highest musical standards with smooth sophisticated looks matched with a beautiful range of colours to suit any furnishing style, you will not find a more impressive collection than the latest range from Target Audio.

## Fully Welded Speaker Stands

### R Series\*

MODEL NAME	STAND HEIGHT (EXCLUDING SPIKES)	TOP PLATE SPECIFICATION
R1	535mm	153mm x 215mm
R2	535mm	200mm x 240mm
R3	600mm	190mm x 160mm
R4	610mm	153mm x 215mm
R5	710mm	153mm x 215mm
R6	610mm	200mm x 240mm
R2000	533mm	190mm x 240mm
R WILSON CUBS	480mm	230mm x 457mm

R Series speaker stands can be custom made to measure.

Ring The Target Information Service for a full quotation

FINISHED  
IN BLACK  
ONLY



R4



R WILSON CUBS

\* Supplied with filling as standard.

\*\* Model can be filled.

\*\*\* HR 60 for PRO AC Tablets featured.

### HR Series\*



\*\*\*

### K Series\*



### HM Series\*\*



### STAND HEIGHTS (EXCLUDING SPIKES)

### MODEL NAME / TOP PLATE SPECIFICATION

STAND HEIGHTS (EXCLUDING SPIKES)	HR Series*	K Series*	HM Series**
700mm	HR 70 160mm x 160mm	K 70 160mm x 160mm	HM 70 160mm x 160mm
600mm	HR 60 165mm x 190mm	K 60 165mm x 190mm	HM 60 165mm x 190mm
500mm	HR 50 165mm x 190mm	K 50 165mm x 190mm	HM 50 165mm x 190mm
400mm	HR 40 200mm x 200mm	K 40 200mm x 200mm	HM 40 200mm x 200mm
370mm	HR 37/3 240mm x 240mm	-	-
250mm	HR 25/3 280mm x 280mm	-	-

HR and HM Stands are available with top plates to suit PRO AC Tablets, AVI NuNeutrons/Bigg-atrons, Meridian M33 and Charios, or to your specific requirements as an extra cost option.

All models are finished in Matt Black finish and supplied with floor spikes and top studs or isolation pads.

Numerous colours and texture finishes available as an extra cost option.

## Self-Assembly Speaker Stands

\*\* Model can be filled.

All models are finished in Matt Black finish and supplied with floor spikes and top studs or isolation pads

Numerous colours and texture finishes available as an extra cost option

### HS Series\*\*



### TR Series\*\*



### FS Series\*\*



### XL Series\*\*



### MX Series\*\*



### STAND HEIGHTS (EXCLUDING SPIKES)

### MODEL NAME / TOP PLATE SPECIFICATION

STAND HEIGHTS (EXCLUDING SPIKES)	HS Series**	TR Series**	FS Series**	XL Series**	MX Series**
1000mm	HS100 125mm x 125mm	-	-	-	MX 100 125mm x 125mm
700mm	HS 70 155mm x 155mm	TR 70 155mm x 155mm	-	-	-
600mm	HS 60 165mm x 190mm	TR 60 155mm x 155mm	FS 60 155mm x 155mm	XL 60 155mm x 155mm	MX 60 155mm x 155mm
500mm	HS 50 165mm x 190mm	TR 50 155mm x 155mm	FS 50 155mm x 155mm	XL 50 155mm x 155mm	MX 50 155mm x 155mm
400mm	HS 40 190mm x 190mm	TR 40 190mm x 190mm	FS 40 190mm x 190mm	XL 40 190mm x 190mm	MX 40 190mm x 190mm
300mm	HS 30 240mm x 240mm	TR 30 240mm x 240mm	-	XL 30 190mm x 190mm	-
200mm	HS 20 240mm x 240mm	-	FS 20 190mm x 190mm	-	-



# Accessories

**W**ith the extreme diversity and expansion of Audio Visual and HI-FI products in today's home, Target Audio provides a comprehensive range of items to meet your needs.



## HEAVY METAL

*The ultimate high mass carbon/pearlite metal, acoustic damping filler available.*

For filling speaker stands, HI-FI racks and speaker cabinet ballast cavities.

**A MUST FOR THE SERIOUS AUDIOPHILE**

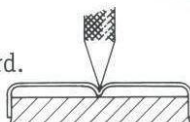


## SPIKE SHOES

Protect floors from spike damage whilst adding an extra degree of isolation from unwanted vibrations and harmonics.

Supplied in sets of 4 or 8. Matt Black as standard.

A full range of colours are available



## WALL MOUNTINGS AND ADJUSTABLE STANDS

### S7 & S8

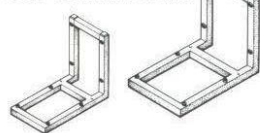
These two models are a shelf bracket design that are capable of supporting the finest quality speakers where floor mounting is not suitable. Isolation spikes on the brackets hold speakers firmly in place to minimise sonic interference.

Finished in black.

**SPEAKER SUPPORT:**

**S7:** W 152mm x D 260mm

**S8:** W 190mm x D 260mm

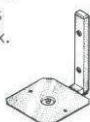


### TAP 2

A wall mounted speaker bracket of steel, it has a swivel base on which small satellite speakers are mounted. Finished in black.

**SPEAKER SUPPORT PLATE:**

**W 125mm x D 125mm**



### TAP 3/3A

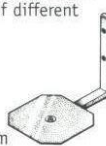
This model of the same design is capable of supporting speakers up to 12 kgs. It is available in two sizes of base plate to accommodate cabinets of different dimensions.

Finished in black.

**SPEAKER SUPPORT PLATE:**

**TAP3:** W 190mm x D 190mm

**TAP3A:** W 160mm x D 160mm



### TAP 5

A wall mounted speaker bracket, this model boasts an adjustable depth base plate with tilt (up to 15°) and swivel facilities. A speaker of up to 14kgs. can be mounted.

This model is finished in black.

**SPEAKER SUPPORT PLATE:**

**W 190mm x D 150-270mm**



### TAP 10

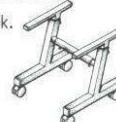
This model is supplied with castors and has adjustable height and width facilities.

This model is finished in black.

**SPEAKER SUPPORT:**

**W 202-330mm x D 216mm**

**x H 240-355mm**



## GENERAL ACCESSORIES

### S4 & S4W

If you wish to convert your stands to take spiked feet, we offer these two kits to meet your requirements. The S4 (for use with tubular steel) and S4W (for use with wood or other similar materials). Both have 6mm spikes with lock nuts and all the tools needed for conversion, except an electric drill!

**CASTOR KIT (3)**

CONTAINS: 3 x 45mm castors  
+ 8mm spindles

**CASTOR KIT (4)**

CONTAINS: 4 x 45mm castors  
+ 8mm spindles

**8mm SPIKE KIT (4)**

CONTAINS: 4 x 8mm spikes  
+ lock nuts

**8mm SPIKE KIT (8)**

CONTAINS: 8 x 8mm spikes  
+ lock nuts



**6mm SPIKE KIT (8)**

CONTAINS: 8 x 6mm spikes  
+ lock nuts

**TOP STUD KIT (8)**

CONTAINS: 8 x 6mm top studs  
+ 16 x lock nuts for use on  
speaker stand top plates

## MODULAR ACCESSORIES

### M 4 Spike Kit

These 8mm tapered spikes are specifically designed for the **TM Series**



### M 6 Spike Kit

These 8mm tapered spikes are specifically designed for the **TMB3W Series**



### M 4 Castor Kit

8mm castor pins and four castors for **TM Series**



All items are available in Matt Black as standard

Other colours available as extra cost options

# Product Catalogue

**TARGET**  
AUDIO furniture